



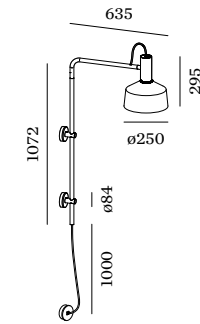
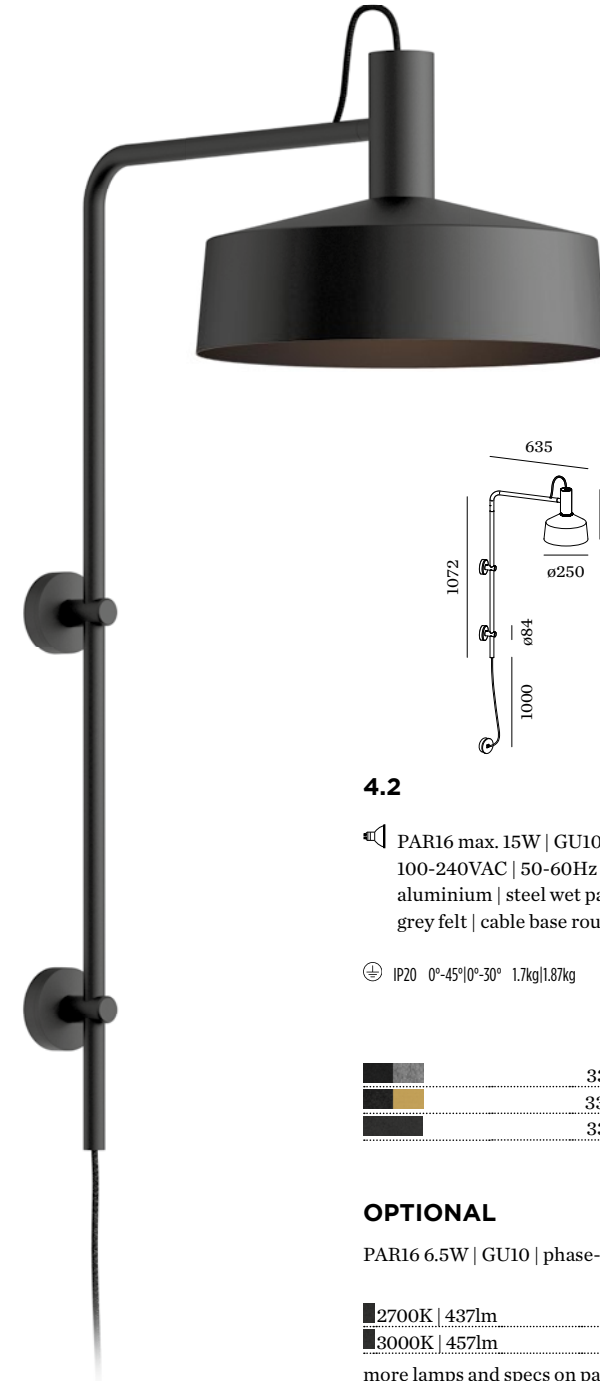
BF2



BK3



BB4



4.2

PAR16 max. 15W | GU10  
100-240VAC | 50-60Hz  
aluminium | steel wet painted  
grey felt | cable base round

⊕ IP20 0°-45°|0°-30° 1.7kg|1.87kg

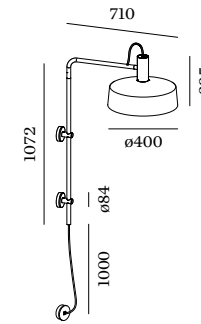
CODE	
	339620BF2
	339620BK2
	339620BB2

OPTIONAL

PAR16 6.5W | GU10 | phase-cut dim

CODE	
	2700K   437lm 901228B3
	3000K   457lm 901228B5

more lamps and specs on page 731



4.3

PAR16 max. 15W | GU10  
100-240VAC | 50-60Hz  
aluminium | steel wet painted  
grey felt | cable base round

⊕ IP20 0°-45°|0°-30° 2.24kg|2.37kg

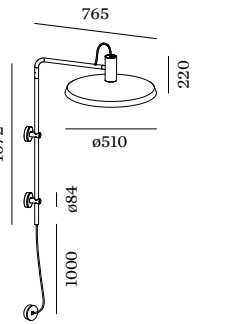
CODE	
	339620BF3
	339620BK3
	339620BB3

OPTIONAL

PAR16 6.5W | GU10 | phase-cut dim

CODE	
	2700K   437lm 901228B3
	3000K   457lm 901228B5

more lamps and specs on page 731



4.4

PAR16 max. 15W | GU10  
100-240VAC | 50-60Hz  
aluminium | steel wet painted  
cable base round

⊕ IP20 0°-45°|0°-30° 2.48kg

CODE	
	339620BK4
	339620BB4

OPTIONAL

PAR16 6.5W | GU10 | phase-cut dim

CODE	
	2700K   437lm 901228B3
	3000K   457lm 901228B5

more lamps and specs on page 731