

Hollands Licht

O

24 P.74

A

AXLE P.20

E

ECLIPS P.98

F

FLYBYE P.08

FLYBYE T1 P.12

FLYBYE T2 P.13

G

GLOW P.30

K

KING ARTHUR P.134

KING ARTHUR WALL P.137

L

LIMPID LIGHT P.50

LOTEK P.106

M

MANU P.116

P

PLEAT P.128

PLEAT FLOOR P.130

R

RHYTHM OF LIGHT P.122

RING P.36

RING FLOOR P.40

RING T1 P.43

T

TIMBER P.62

TIMBER FLOOR P.68

V

VAPOUR P.82



hollandslicht

"I don't paint cows, I paint light", a Dutch artist once said.

The interactive play of light and dark, of sky and landscape, has been a source of inspiration for artists and designers for centuries.

The use of light and its effect plays an important role in the Hollands Licht collection. Not only the fixture as an object, but also the applicability of the product is essential. Together with upcoming talent, we strive to develop timeless and user-friendly products which subtly attract and hold your attention.

Hollands Licht stands for honest and sustainable Dutch craftsmanship and (young) design talent from the Netherlands. As part of our efforts to minimise CO2 emissions, we aim to manufacture a minimum of 90% of our products in the Netherlands. We cooperate intensively with social enterprise initiatives. With love and devotion, disadvantaged workers put the finishing touches to our products.

The timeless designs of Hollands Licht are a reflection of sustainable, conscious production with respect for people and our planet. Existing lighting solutions on the market are simply too much fashion with too little functionality. The Hollands Licht collection presents lamps that are not only a beauty to behold, but also offer optimal light comfort and will endure for more than a lifetime.

Pendant
Lamps



24
74



Axle S
20



Axle M
20



Ring
36



Rhythm of Light
122



Rhythm of Light
122



Timber S
62



Axle L
20



Axle Chandelier 3
26



Axle Chandelier 5
26



Flybye
8



Timber M
62



Timber L
62



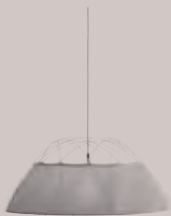
Timber Chandelier 3
66




Timber Chandelier 5
67




Glow S
30




Glow M
30



Glow L
30



Glow XL
30



Vapour Horizontal
82



Vapour Horizontal Sleeve
82



Vapour Vertical
82



Vapour Vertical Sleeve
82



King Arthur 60
134



King Arthur 90
134



Limpid S
50



Limpid M
50



Limpid L
50



Manu
116



Pleat 50
128



Pleat 75
128



Vapour Chandelier 3
88



Vapour Chandelier 5
88



Vapour Configurations
90

Floor
Lamps



Ring Floor
40



Timber Floor
68



Eclips
98



Lotek XS
106



Lotek Classic
106



Lotek XL
106



Pleat 50 Floor
120




Pleat 75 Floor
130

Table
Lamps



Flybye T1
12



Flybye T2
13



Ring T1
43



Lotek XS
106



Lotek Classic
106



Lotek XL
106

Wall
Lamps



King Arthur wall
137



ERNST KONING
Flybye, Flybye T1, Flybye T2 P.08
Ring, Ring Floor, Ring T1 P.36
Timber, Timber Floor P.62



ALEX DE WITTE
Axle P.20



ERWIN ZWIERS
Manu P.116

Home-grown design deserves to be in the spotlight. Contemporary Dutch design really started to flourish in the 1980s with designers such as Benno Premsele (designer of Lotek). Today, internationally recognised product design courses in the Netherlands produce an abundance of talent. Hollands Licht showcases this (young) design talent and gives them an opportunity to bring their designs to the market. The Hollands Licht collection contains exclusively designs by Dutch designers. With a design ethic that personifies Dutch design: minimalist, experimental, innovative, unconventional and functional. These characteristics are expressed by the Hollands Licht collection.



BENNO PREMSELA
Lotek P.106



JESSE VISSER
King Arthur, King Arthur Wall P.134



JULIA RAYMAKERS
24 P.74



MARC DE GROOT
Glow P.30



EVERT JELLE JELLES
Eclips P.98



SUZANNE DE GRAEF
Rhythm of Light P.122



IRIS VAN DAALEN
RUBEN THIER
Vapour P.82



ESTHER JONGSMA
SAM VAN GURP
Limpid Light P.50



WIEBE BOONSTRA
MARTIJN HOOGENDIJK
MARC VAN NEDERPELT
Pleat, Pleat Floor P.128



Flybye

ERNST KONING

2018




Flybye, a design by Ernst Koning, consists of a powder-coated steel shade with a sleek outline. This shade rests on a high quality, custom-made LED tube with warm, white light. The two elements combine to provide functional, outstanding quality direct light. The perforated pattern in the Flybye's shade also gives indirect light, ensuring balanced light distribution in the room. An ideal pendant lamp for above a dining table, desk or a kitchen island. Available in white and black. The colour of Flybye can easily be changed by adding a perforated Divina cover from Kvadrat to create a colour accent. This immediately softens the appearance of the Flybye.




PENDANT LAMP



The colour of Flybye can easily be changed by adding a perforated Divina cover from Kvadrat. Available in 5 colours.



Divina MD 453



Divina MD 653



Divina MD 773



Divina MD 843



Divina MD 973





Flybye T1 2020


Flybye T1 is the table version of the Flybye pendant. This design rests on a single leg situated in the centre of the lamp. This leg can also be mounted directly on the table or on an upright.



TABLE LAMP

Flybye T2 2020

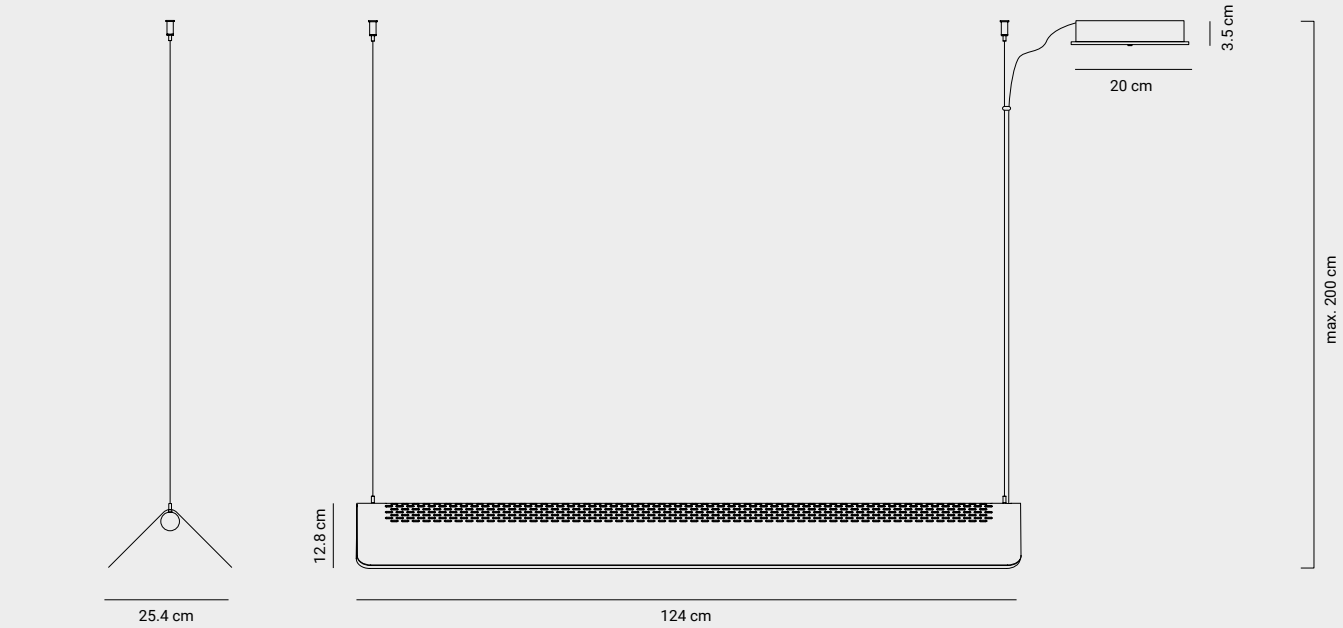
Flybye T2 is the extended version of the table lamp that is ideal for use in libraries, offices and on conference tables. The position of the shade acts as a natural space divider and offers privacy. Similar to the Flybye T1, the legs can also be mounted directly on the table or on an upright.





Flybye

Ernst Koning, 2018



LIGHT SOURCE	LED 16,4W 2700K, 1700 lm, CRI 90 or LED 21,6W 3000K, 2100 lm, CRI 90 Phase cut dim*		
PRODUCT USE	Indoor IP20		
MATERIALS	Shade: powder coated steel Diffuser: PMMA		
FINISH	black white		
COVER (OPTIONAL)	Divina MD 453 Divina MD 653 Divina MD 773 Divina MD 843 Divina MD 973		

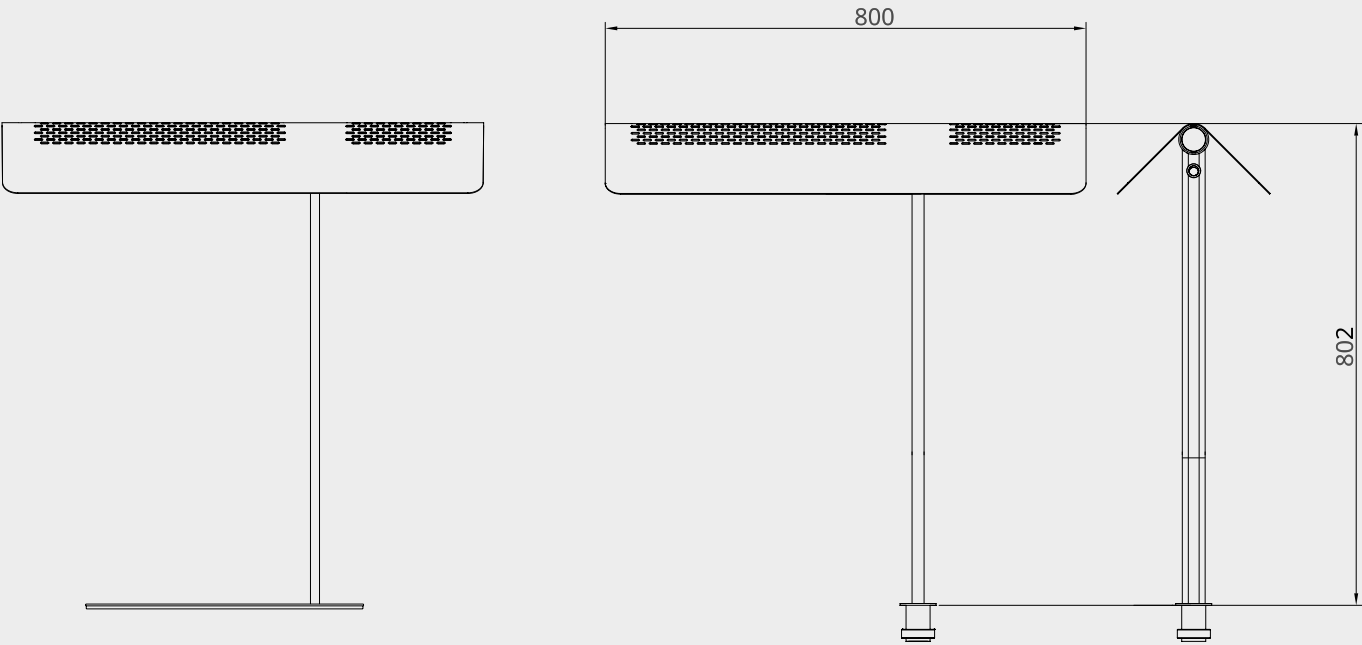
REFERENCE CODE	black	2700K	20FLYBYE0027040
	black	3000K	20FLYBYE0030040
	white	2700K	20FLYBYE0027001
	white	3000K	20FLYBYE0030001

*Dali dim on request



Flybye T1

Ernst Koning, 2020



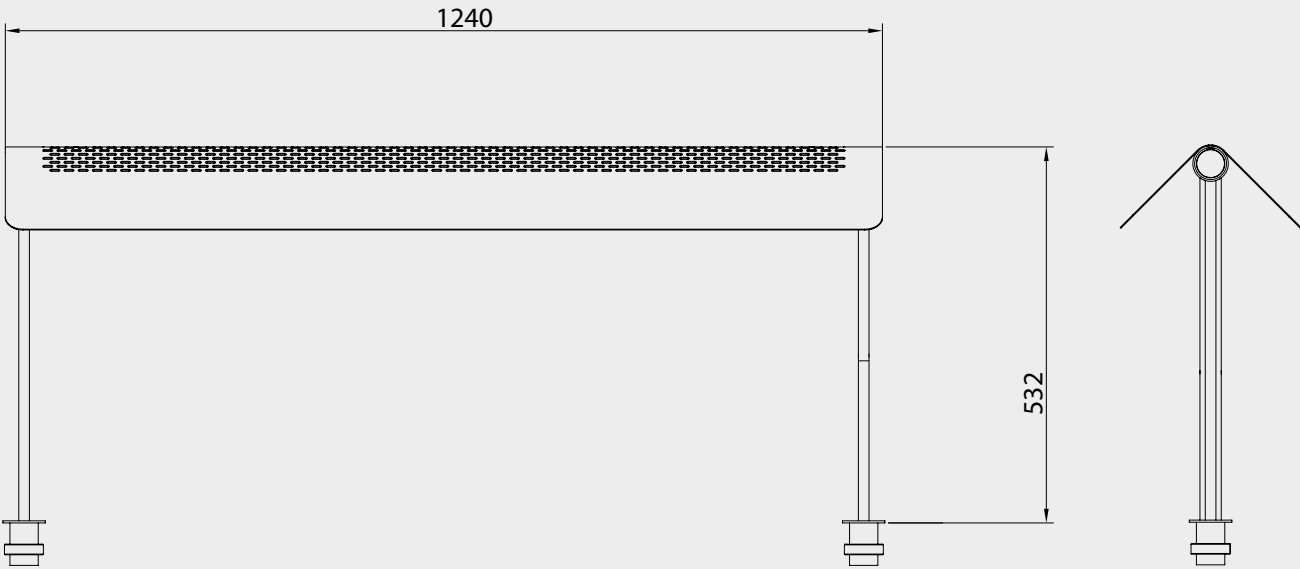
LIGHT SOURCE	LED 16,4W 2700K, 1700 lm, CRI 90 or LED 21,6W 3000K, 2100 lm, CRI 90 No dimming* On/off		
PRODUCT USE	Indoor IP20		
TECHNICAL CHARACTERISTICS	Switch on stem		
MATERIALS	Shade: powder coated steel Diffuser: PMMA		
FINISH	black white		
REFERENCE CODE	black	2700K	20FLYBYET127040
	black	3000K	20FLYBYET130040
	white	2700K	20FLYBYET127001
	white	3000K	20FLYBYET130001
	<i>TABLE BASE</i>		
	white	20VOET00T100001	
	black	20VOET00T100040	
	<i>TABLE MOUNT</i>		
	stem ø 40 mm	20BLADKOPT10040	
		suitable for table tops up to 55 mm thick	

*Phase cut/ Dali dim on request



Flybye T2


Ernst Koning, 2020



LIGHT SOURCE	LED 16,4W 2700K, 1700 lm, CRI 90 or LED 21,6W 3000K, 2100 lm, CRI 90 No dimming* On/off		
PRODUCT USE	Indoor IP20		
TECHNICAL CHARACTERISTICS	Switch on stem		
MATERIALS	Shade: powder coated steel Diffuser: PMMA		
FINISH	black white		
REFERENCE CODE	black	2700K	20FLYBYET227040
	black	3000K	20FLYBYET230040
	white	2700K	20FLYBYET227001
	white	3000K	20FLYBYET230001
	<i>TABLE MOUNT</i>		
	2 stems ø 40 mm	20BLADKOPT20040	
		suitable for table tops up to 50 mm thick	

*Phase cut/ Dali dim on request







Designer Alex de Witte is no stranger to glass. He has worked with this material for many years and won fame with his unique Bubble Lamp. Axle is the result of a study into the breaking of light and working with multiple layers of glass. The result is a sturdy and elegant design that feels familiar and comfortable. Axle is mouth blown and exemplifies a mastery of clever craftsmanship. The lamp is available in small, medium and large and in Opal White, New Brown, Antique Green and Smoke Blue. Axle can be used as a standalone pendant, or a combination of three or five pendants can create a chandelier. The lamp is dimmable in two ways: via a built-in LED or a customised E14 LED bulb. Both options provide warm and functional light.

PENDANT LAMP

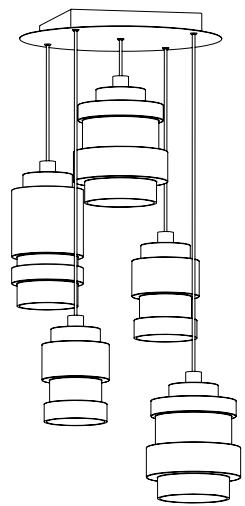
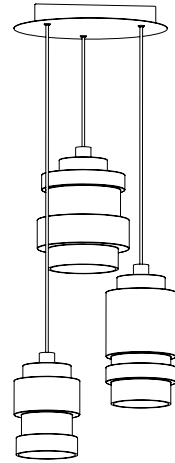
Axle

ALEX DE WITTE

2018







Axle Chandelier 2018

Axle also comes as a chandelier of 3 or 5 fixtures of your choice including a canopy.
Mix & Match your own creation. The canopies are available with 3 or 5 holes and in black and white.





Customized E14 LED



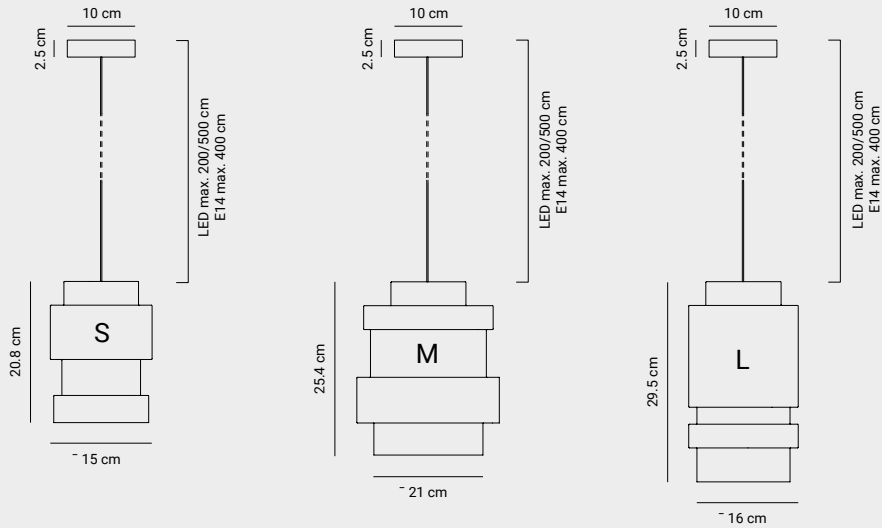
Built-in LED



Green, Brown, Blue, White

Axle

Alex de Witte, 2018



LIGHT SOURCE

LED 5.19W
2200K-3000K | 500 lm | CRI 90
220-240 VAC/50Hz
Phase cut dim
or
E14 max. 40W | 250V
(light bulb not included)

PRODUCT USE

Indoor IP20

MATERIALS

Shade: Blown glass
Suspension: black anodized steel and aluminium

FINISH

blue - brown - green - white

REFERENCE CODE

SHADE EXCL. SUSPENSION

S	brown	20AXLE001500031
S	blue	20AXLE001500048
S	white	20AXLE001500161
S	green	20AXLE001500233
M	brown	20AXLE001600031
M	blue	20AXLE001600048
M	white	20AXLE001600161
M	green	20AXLE001600233
L	brown	20AXLE002100031
L	blue	20AXLE002100048
L	white	20AXLE002100161
L	green	20AXLE002100233

SUSPENSION

LED	2m cable	20AXLE0020LED01
LED	5m cable	20AXLE0050LED01
E14	4m cable	20AXLE0040E1401

E14 LIGHT SOURCES (RECOMMENDED)

LED 45 - LED Filament E14	20FILAMENTLED45
LED 25 - LED Filament E14	20FILAMENTLED25
4.5W 2700K 450lm CRI90	
Dimmable	

Canopy 3 White RAL9016	20PLAF030000001
Canopy 3 Black RAL9005	20PLAF030000040
Canopy 5 White RAL 9016	20PLAF050000001
Canopy 5 Black RAL 9005	20PLAF050000040

50 / 60
Hz

230 - 240
VAC



CE



Glow

MARC DE GROOT

2008



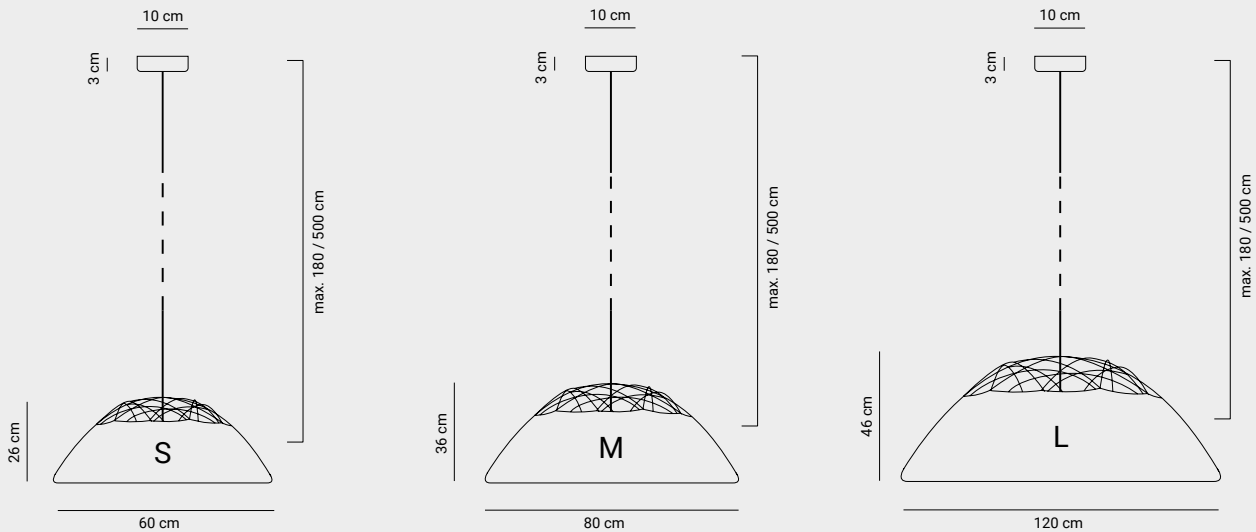
The classic Dutch bicycle provided the inspiration for this unique design by Marc de Groot. He based his design on the most characteristic element of the bicycle: the spoked wheels. And specifically, wire-spoked wheels from the 1920s. The Glow's visible arch construction of spring steel and the stretch fabric shade reinforce the strong, graphic lines. The lamp's open construction directs light up and down, creating a pleasant light effect in the room. Glow is available in four different sizes (S, M, L and XL) and in black, white and grey. With a diameter of no less than 180 cm, the impressive XL is made on request. Despite its size, the pendant light literally and figuratively retains its light and airy character. Designer Marc de Groot won the 100% Design Prize with Glow in 2006.



PENDANT LAMP

Glow - S, M, L

Marc de Groot, 2008



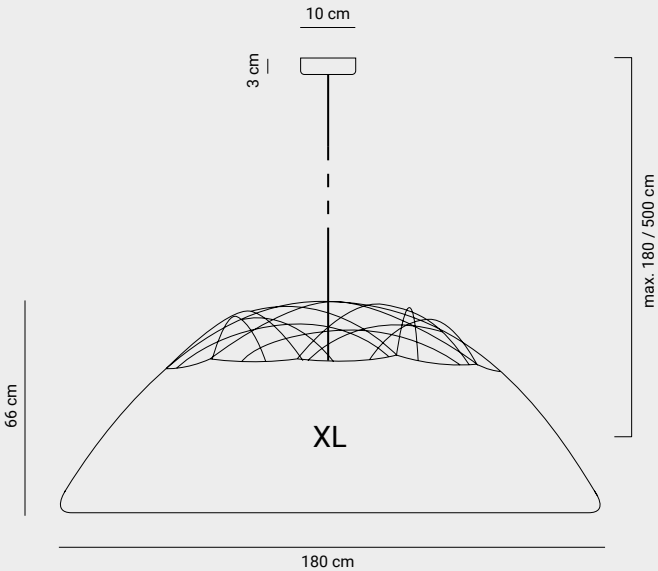
LIGHT SOURCE	E27 max. 60 W (light bulb not included)		
PRODUCT USE	Indoor IP20		
MATERIALS	Frame: aluminium and steel Cloth: fire retardant polystretch		
FINISH	white grey black		

REFERENCE CODE	S	white	cable length 1.8 m	
			20GLOW0600500	20GLOW06005501
	S	grey	20GLOW06005070	20GLOW06005570
	S	black	20GLOW06005040	20GLOW06005540
	M	white	20GLOW08005001	20GLOW08005501
	M	grey	20GLOW08005070	20GLOW08005570
	M	black	20GLOW08005040	20GLOW08005540
	L	white	20GLOW12005001	20GLOW12005501
	L	grey	20GLOW12005070	20GLOW12005570
	L	black	20GLOW12005040	20GLOW12005540



Glow - XL

Marc de Groot, 2008



LIGHT SOURCE	3 x E27 max. 60 W (light bulbs not included)		
PRODUCT USE	Indoor IP20		
MATERIALS	Frame in aluminium and steel Cloth in fire retardant polystretch		
FINISH	white grey black		

REFERENCE CODE	white	cable length 1.8 m	
		20GLOW18005001	20GLOW18005501
	grey	20GLOW18005070	20GLOW18005570
	black	20GLOW18005040	20GLOW18005540



A sophisticated, functional design is key for designer Ernst Koning. These elements are clearly reflected in the Ring design. The Ring is a modern, open pendant with a time-less character and amazing light comfort. LED lighting is cleverly concealed in the design to prevent a direct glare, making it ideal to hang above a desk or dining table. The open design of the fixture distributes the light pleasantly, and the uniform light intensity prevents harsh, undesirable shadows. The perforated steel shade gives a subtle decorative effect while emitting light at the same time. This interaction stimulates curiosity, an effect the designer likes to evoke in his designs. Ring is a subtle pendant lamp with unique details that will complement a diverse range of interiors.

Ring

ERNST KONING

2018

FLOOR LAMP





PENDANT LAMP

No additional electric cable





Ring Floor 2020

The Ring is also available as a floor lamp in exactly the same design as the pendant and table lamp. All three versions are dimmable and available with a black or white powder coating finish. On request, the lamps are also available in other RAL colours.





TABLE LAMP

Ring T1 2019

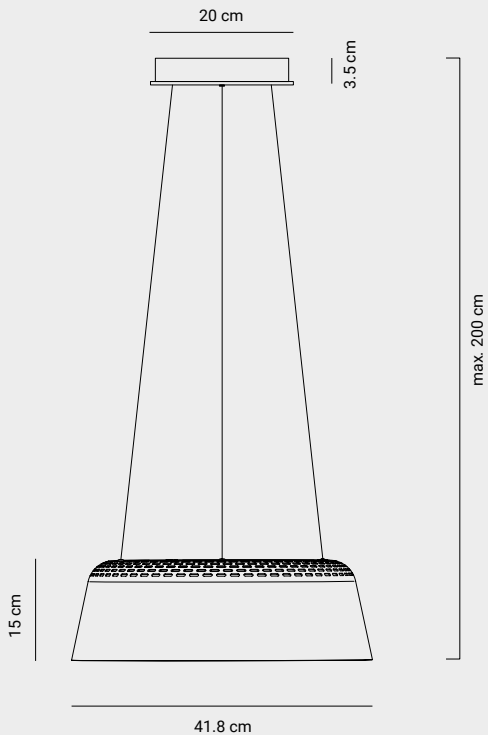
Carrying on the theme of the Ring pendant lamp is the table version, the Ring T1 with a pin mount or a rectangular base. This table version offers the same unique features as the pendant. No glare thanks to the cleverly integrated LED and pleasant light distribution thanks to the open design. The uniform light intensity prevents harsh, undesirable shadows. And here too, the characteristic pattern in the shade gives a subtle decorative effect while emitting light at the same time. In short, the Ring T1 is also a stunning, paired-back design with exceptionally high light comfort.





Ring

Ernst Koning, 2018



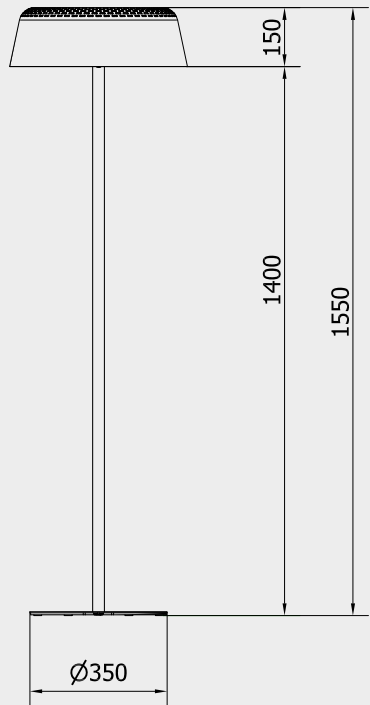
LIGHT SOURCE	LED 16.4W 2700K, 1400 lm, CRI 90 Phase cut dim*		
PRODUCT USE	Indoor IP20		
MATERIALS	Shade: powder coated aluminium Diffuser: PETG		
FINISH	black white		
REFERENCE CODE	black white	RAL 9005 RAL 9016	20RINGE0000005040 20RINGE0000005001

*3000K and Dali dim on request



Ring Floor

Ernst Koning, 2020

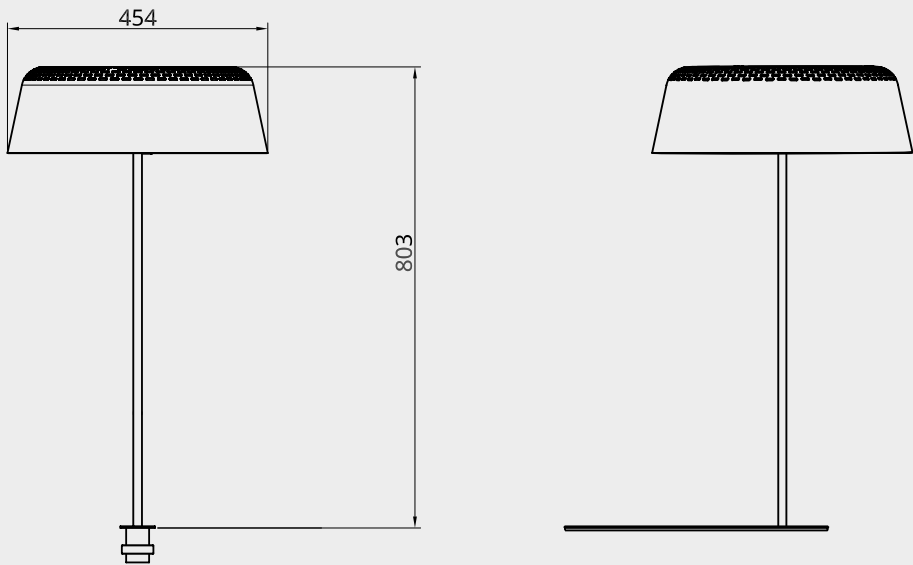


LIGHT SOURCE	LED 16.4W 2700K, 1400 lm, CRI 90		
PRODUCT USE	Indoor IP20		
DIMMABLE	Yes		
MATERIALS	Shade: powder coated aluminium Diffuser: PETG		
FINISH	black white	RAL 9005 RAL 9016	
REFERENCE CODE	see price list		



Ring T1

Ernst Koning, 2019



LIGHT SOURCE	LED 16.4W 2700K, 1400 lm, CRI 90 No dimming* On/off		
PRODUCT USE	Indoor IP20		
MATERIALS	Shade: powder coated aluminium Diffuser: PETG		
FINISH	black white		
REFERENCE CODE	black white	RAL 9005 RAL 9016	20RINGT100005040 20RINGT100005001

TABLE BASE	
black	20VOET00T100040
white	20VOET00T100001
TABLE MOUNT	
stem Ø 40 MM	20BLADKOPT10040
suitable for table tops up to 55 mm thick	

*3000K and phase cut/ Dali dim on request







Limpid

ESTHER JONGSMA
SAM VAN GURP

2015



Limpid Light, a design by Esther Jongsma and Sam van Gurp from studio VANTOT, is an innovative LED module enclosed by mouth blown glass with a clear and a sand-blasted surface that creates different light effects. The clever pulley system allows the position of the LED module in the glass shade to be adjusted. The clear part of the shade provides functional light, while behind the sand-blasted surface of the shade, the emitted light is soft and diffuse for a more intimate atmosphere. The Limpid Light is a refined and extremely practical pendant lamp for above a table, in an entrance hall or as an alternative to a floor lamp next to a sofa or armchair.

The Limpid Light collection consists of three elegant designs of mouth blown shades with an innovative LED module that provides warm, white light. Unfortunately, the Netherlands does not have a traditional glass-blowing industry, so the glass shade is manufactured in a glass-blowing factory in the Czech Republic. The suspension system and LED module for this collection were developed in the Netherlands, where they are produced and assembled. The pulley system and ceiling fitting are made from black powder-coated steel and solid brass. In addition to the adjustable versions, Limpid Lights are also available without a pulley system. The glass shades are available in S, M and L versions and in the subtle shades of Smoke and Transparent.



The clever pulley system allows the position of the LED module in the glass shade to be adjusted





Suspension of fixed LED module



Suspension of adjustable LED module





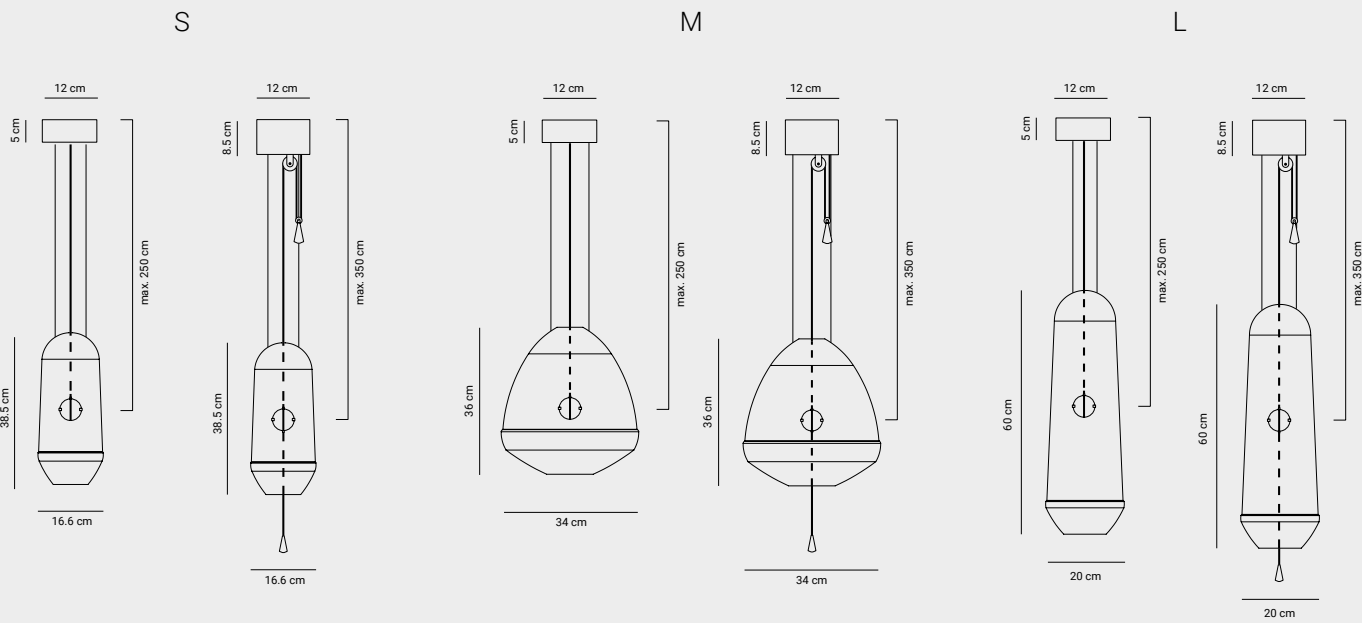
Medium Smoke non-adjustable LED, Large Transparent adjustable LED, Small Transparent adjustable LED



Customized LED – adjustable or fixed

Limpid Light – S, M, L

Esther Jongsma & Sam van Gorp, 2015



LIGHT SOURCE	LED 12 W 2700K 1200 lm CRI 80 Phase cut dim		
PRODUCT USE	Indoor IP20		
MATERIALS	Shade in glass (The glass is mouthblown and therefore can contain airbubbles.) Adjustable suspension in steel and brass Non-adjustable suspension in steel		
FINISH	Smoke Transparent		
REFERENCE CODE	Suspension system: adjustable 20LIMPID0000A1 non-adjustable 20LIMPID0000A2		
	Shade:	S S M M L L	Smoke Transparent Smoke Transparent Smoke Transparent 20LIMPID03039034 20LIMPID03039001 20LIMPID02037034 20LIMPID02037001 20LIMPID01061034 20LIMPID01061001





[illegible]

Axle



Timber

ERNST KONING

2013

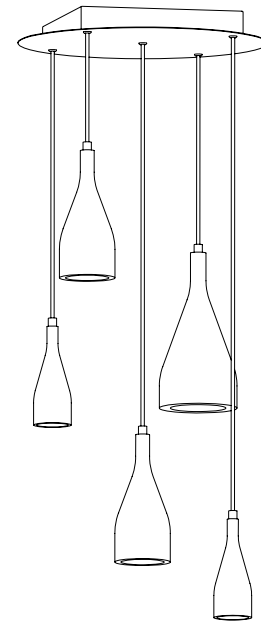
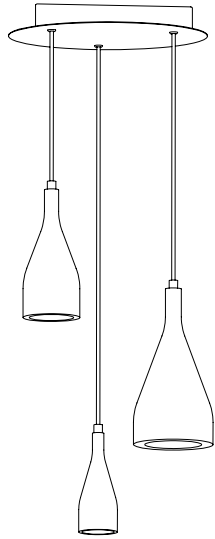


Timber, a design by Ernst Koning, combines a familiar form with a modern twist. The shade is expertly turned from a solid piece of wood. This collection uses three types of high quality wood: ash, oak and walnut. A special wood lacquer is applied which reveals the elegant wood veins. The cables are cased in a matching mottled black or white linen. Timber is available in three different sizes (S, M and L) that create a wonderful effect when grouped. But this distinctive pendant also makes a statement suspended in a row above a dining table or bar. The simple and characteristic bottle shape, natural look and targeted light of the Timber collection makes it a versatile object in both private and professional interiors.



Ash white, Oak, Walnut, Ash black





Timber Chandelier 2020

Timber also comes as a chandelier of 3 or 5 fixtures of your choice including a canopy. Mix & Match your own creation. The canopies are available with 3 or 5 holes and in black and white.



FLOOR LAMP

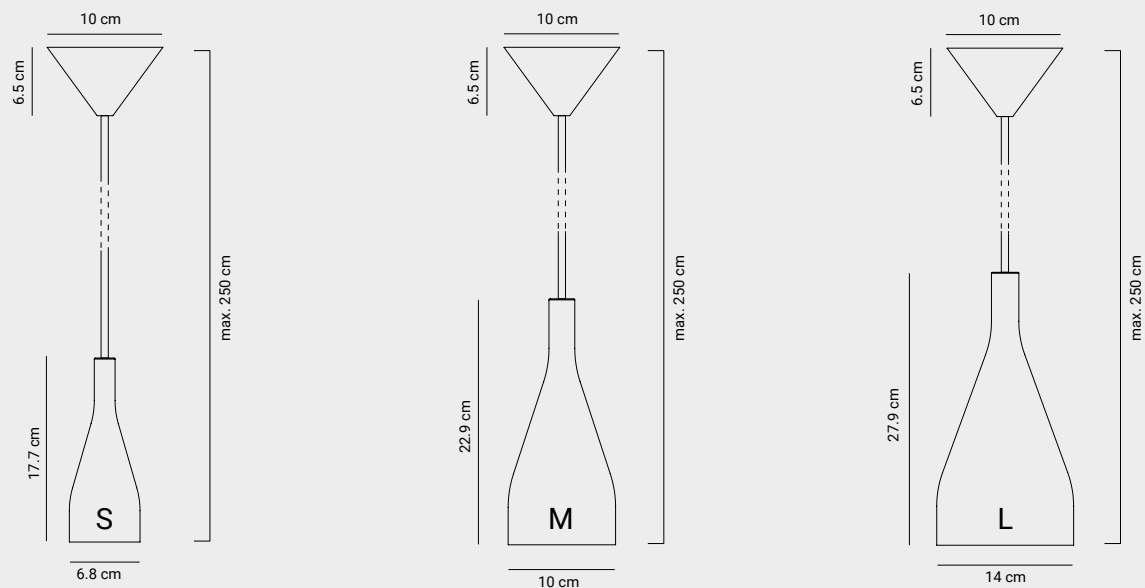
Timber Floor 2020

The Timber Floor lamp is a new addition to the Timber collection. Timber Floor is a modern version of the classic uplight with reading lamp. An elegant design by Ernst Koning that gives both ambient light and reading light. These features add versatility to the lamp making it perfect for tiny houses and multi-functional spaces. The uplighter and spotlight provide warm light and can be dimmed and switched on and off independently. The spotlight can also be rotated and directed in various positions. The Timber Floor frame is available in black and white, while the shade is available in four different finishes: oak, walnut, white stained ash or black stained ash. Timber Floor is a timeless design that complements a variety of interiors.



Timber

Ernst koning, 2013



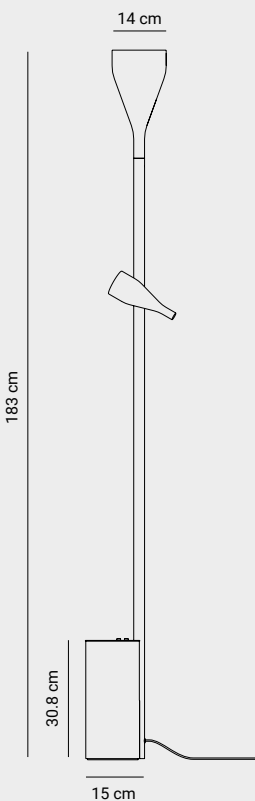
LIGHT SOURCE	PAR 16 max. 10 W GU 10 Led 5,5 W (included) 2700K, 350 lm, CRI 80		
PRODUCT USE	Indoor IP20		
MATERIALS	Shade in wood Strain relief in brass Cable in linen Ceiling rose in PVC		
FINISH	walnut - cable in white / silver linen oak - cable in white / silver linen ash black - cable in black / silver linen ash white - cable in white / silver linen		

REFERENCE CODE	S	walnut	20TIMBER07NUT001
	S	oak	20TIMBER07OAK001
	S	ash black	20TIMBER07ESW001
	S	ash white	20TIMBER10NUT001
	M	walnut	20TIMBER10NUT001
	M	oak	20TIMBER10OAK001
	M	ash black	20TIMBER10ESZ002
	M	ash white	20TIMBER10ESW001
	L	walnut	20TIMBER14NUT001
	L	oak	20TIMBER14OAK001
	L	ash black	20TIMBER14ESZ002
	L	ash white	20TIMBER14ESW001
Canopy 3 White RAL9016		20PLAF030000001	
Canopy 3 Black RAL9005		20PLAF030000040	
Canopy 5 White RAL 9016		20PLAF050000001	
Canopy 5 Black RAL 9005		20PLAF050000040	



Timber Floor

Ernst Koning, 2020



LIGHT SOURCE	Spot: LED 3W, 300lm, CRI90 dim to warm 2200K-3000K Uplight: LED 20W, 1900lm, CRI90 dim to warm 1800K-3000K	
PRODUCT USE	Indoor IP20	
MATERIALS	Lamp stand: powder coated steel Spot and uplight: wood	
REFERENCE CODE	<i>LAMP STAND</i>	
	black	20TIM183VL00040
	white	20TIM183VL00001
<i>SPOT AND UPLIGHT</i>		
<i>suitable for black lamp stand:</i>		
	ash black	20TIMKAPESZ0040
	ash white	20TIMKAPESW0040
	oak	20TIMKAPOAK0040
	walnut	20TIMKAPNUT0040
<i>suitable for white lamp stand:</i>		
	ash black	20TIMKAPESZ0001
	ash white	20TIMKAPESW0001
	oak	20TIMKAPOAK0001
	walnut	20TIMKAPNUT0001





24, designed by Julia Raymakers, adapts to your rhythm and mood, providing the right light for every moment of the day. The Human Centric Lighting technology allows this ingenious light design to vary in colour, light intensity and light functionality. 24 provides both direct and indirect light that can be individually switched on and off, as well as an adjustable light intensity. The lamp can rotate 360° to instantly transform your workspace into a relaxing living space. The ideal solution if you work from home. The LED strip for indirect light is dimmable with a variable colour temperature spectrum of 2700 to 4000 K. The LED spot, which forms a striking design detail, creates ambient light for more intimate, relaxed occasions. 24 is available in anthracite and white.



PENDANT LAMP

24

JULIA RAYMAKERS

2019





Direct & Indirect Light
360°



Colour Temperature



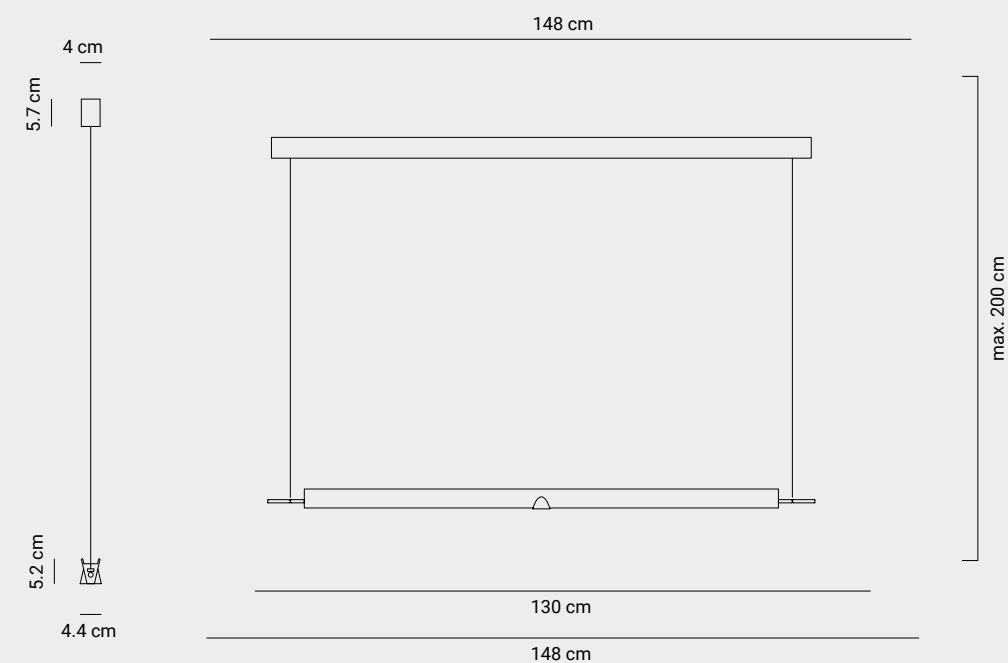
2700K

4000K

Morning: Cool light, high intensity
Afternoon: White light, high intensity
Evening: Warm light, low intensity
Night: No light

24

Julia Raymakers, 2019



LIGHT SOURCE SORAA spot
LED 6W
2700K | 430 lm | CRI 95
+
led strip
LED 25.2W
2700K-4000K | 2400-2650 lm | CRI 90
Diming on the fixture

PRODUCT USE Indoor IP20

MATERIALS Shade: powder coated aluminium,
Ceiling rose: powdercoated steel

FINISH +	white	RAL 9016	20HL24000009016
REFERENCE CODE	anthracite	RAL 7021	20HL24000007021

50 / 60
Hz

230 - 240
VAC



CE

Vapour



IRIS VAN DAALEN
RUBEN THIER 2018




Designers Iris van Daalen and Ruben Thier have created a remarkable contrast between geometric and organic shapes. Vapour was inspired by a fascination with the structure and dynamics of nature: the unfolding of petals and the hypnotic effect of gently flowing water or vapour swirling upwards through the air. An elegant sleeve around the LED tube of etched PMMA can be moulded to fashion any shape or effect you like. The light effect is created by an ingenious laser-cut pattern, which ensures that light is radiated uniformly from every part of the lamp. Vapour is made up of a family of several horizontal and vertical LED tubes that offer multiple configurations. Even when the lamp is off, the Vapour is an exquisite, decorative centrepiece. The Vapour is available in two colours, the horizontal and vertical versions are the same size. The optional pale sleeve resembles a fine cloud of vapour, while the black version adds a more graphic signature.



PENDANT LAMP

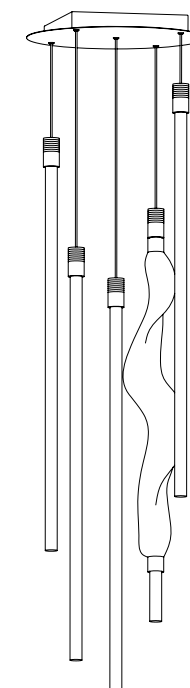


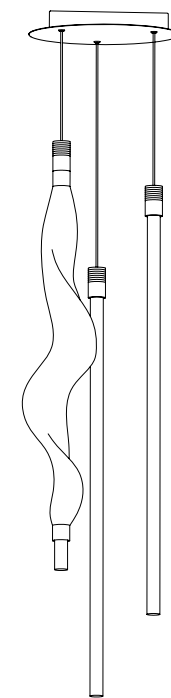







Vapour Chandelier 2018

Vapour also comes as a chandelier of 3 or 5 vertical fixtures of your choice including a canopy. Mix & Match your own creation. The canopies are available with 3 or 5 holes and in black and white.




Vapour Configurations

There are endless configurations possible with Vapour.
Let us inspire you with some of the possibilities.

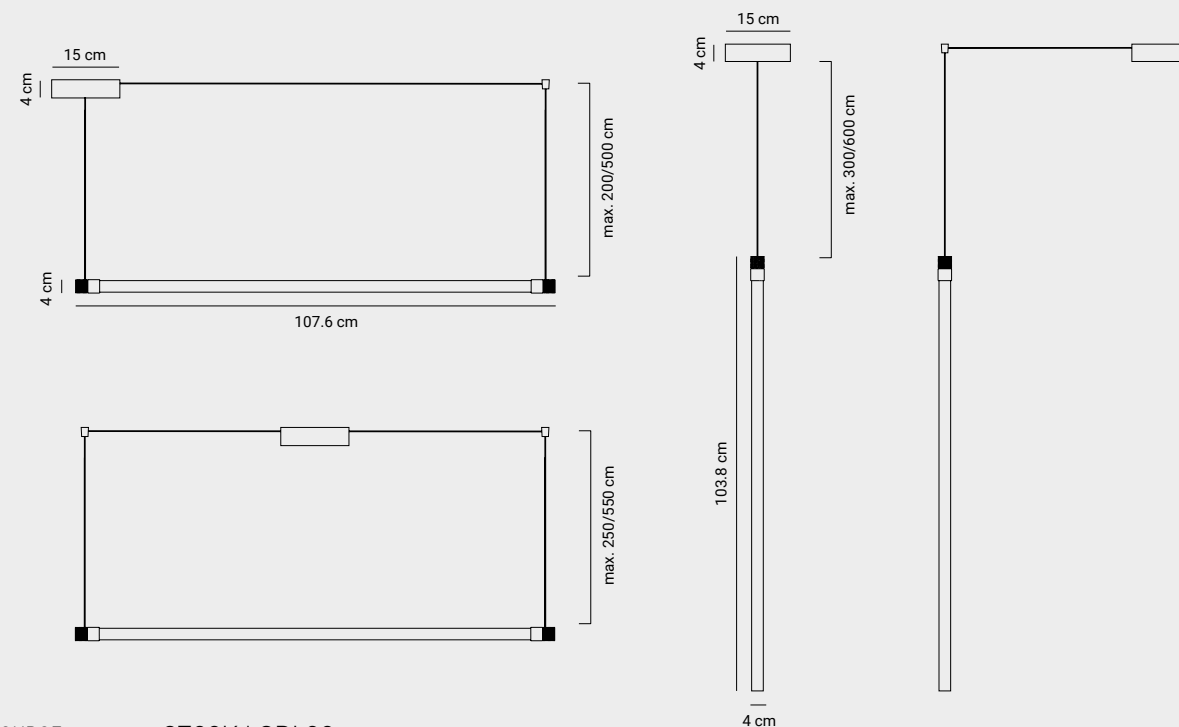






Vapour

Iris van Daalen & Ruben Thier, 2018



LIGHT SOURCE

2700K | CRI 90
Dimming* | phase cut

Horizontal 2 x 7.5W | 1000lm
Vertical 7.5W | 500lm

PRODUCT USE

Indoor IP20

MATERIALS

LED fixture: PMMA, aluminium
Ceiling rose: powdercoated steel
Sleeve: PET, aluminium

FINISH

Heat sinks available in black and brass. Optional sleeve available in transparent sleeve with brass or black holders or black sleeve with black holders.

REFERENCE CODE

LED FIXTURE

Horizontal	black	3m	20VAPOUR0030H40
Horizontal	brass	3m	20VAPOUR0030H51
Vertical	black	3m	20VAPOUR0030V40
Vertical	brass	3m	20VAPOUR0030V51

Horizontal	black	6m	20VAPOUR0060H40
Horizontal	brass	6m	20VAPOUR0060H51
Vertical	black	6m	20VAPOUR0060V40
Vertical	brass	6m	20VAPOUR0060V51

Canopy 3 White RAL9016	20PLAF030000001
Canopy 3 Black RAL9005	20PLAF030000040
Canopy 5 White RAL 9016	20PLAF050000001
Canopy 5 Black RAL 9005	20PLAF050000040

SLEEVE


Transparent with brass holders	20VAPOUR000TRGO
Transparent with black holders	20VAPOUR000TRZW
Black with black holders	20VAPOUR000ZWZW

*Dali dim on request

50 / 60
Hz

230 - 240
VAC







FLOOR LAMP


Eclips is an atmospheric uplight, downlight, wall lamp and reading lamp in one stunning object. This versatile lamp can be easily transformed to suit the function of your needs. The two semi-globes can rotate 360° and create a special effect in every position from a wide to narrow beam or an eclipse. In the closed position, a circle-shaped eclipse is created, and transforms the lamp to give a subtle, atmospheric effect.


Hollands Licht decided to restart production of this Dutch design classic by Evert Jelle that dates to 1964. In collaboration with his son Adse, Studio Spierenburg is behind this 2020 version. For the purpose of this redesign, an elegant base with a single upright has been substituted for the original base. The classic E27 fitting has been replaced by an innovative, integrated LED element which radiates 360°.

Eclips

EVERT JELLE JELLES

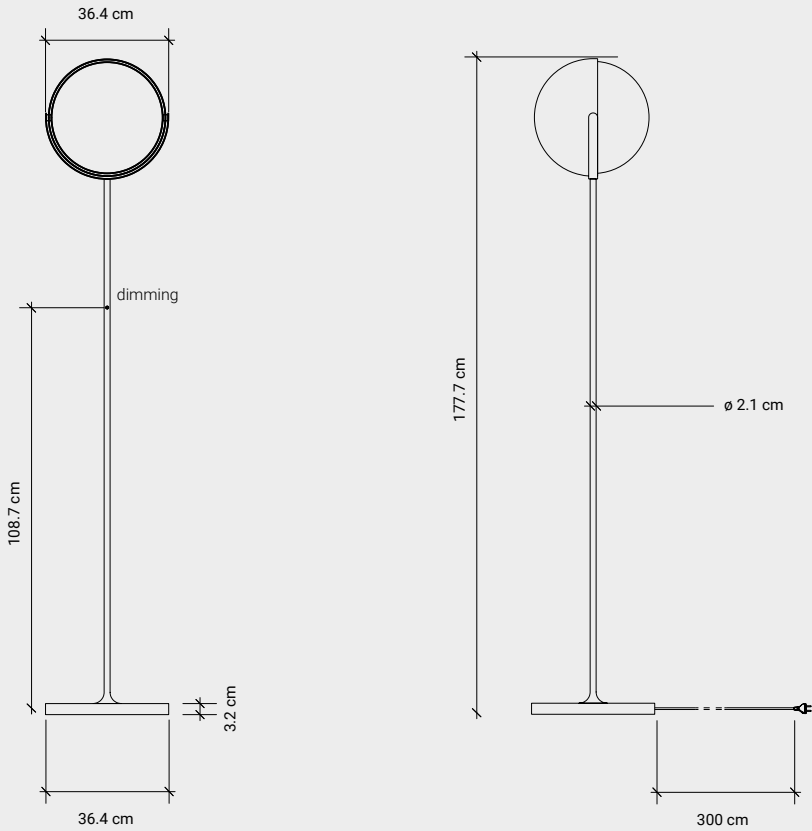
1964 / 2020





Eclips

Evert Jelle Jelles, 1964 / 2020



LIGHT SOURCE	Built-in LED 14W 1800 - 3000K 1150 lm CRI 95		
	Switch and dimmer on stem		
PRODUCT USE	Indoor IP20		
MATERIALS	Powdercoated aluminium Steel		
FINISH +	white	RAL 9016	20ECLIPS00009016
REFERENCE CODE	anthracite	RAL 7021	20ECLIPS00007021





Lotek

BENNO PREMSELA

1982



Simply sketch a few thin lines and a cube and you have the Lotek. This floor lamp was designed in 1982 by Benno Premsele. Since then, it has remained one of the most famous design classics in Dutch lighting. The timeless character is a valuable addition to any interior. The design is multifaceted: minimalism, architecture, balance and functionality. For the soft linen cube Premsele sought inspiration in the Japanese Tatami mat, a rice paper screen that lets through diffused light. The Lotek consists of a 30 cm by 30 cm module with a height of 30, 60, 90 or 120 cm. The metal legs are supplied in every height so you can alter the height of the lamp after a while. The floor lamp is also lightweight and easy to move. Lotek XS and Lotek XL are a further evolution of the original design, with all parts exactly 33.3% smaller or 33.3% larger.

TABLE LAMP




Lotek XS, steel frame



Lotek Classic, steel frame

THE LOTEK CONCEPT

1 Lotek, 4 possibilities
One Lotek box includes frames for 4 different heights.



Lotek Classic, steel frame

Lotek Classic 1982

FLOOR LAMP



Lotek Classic, black frame

Lotek XS 1982



Lotek XS, steel frame

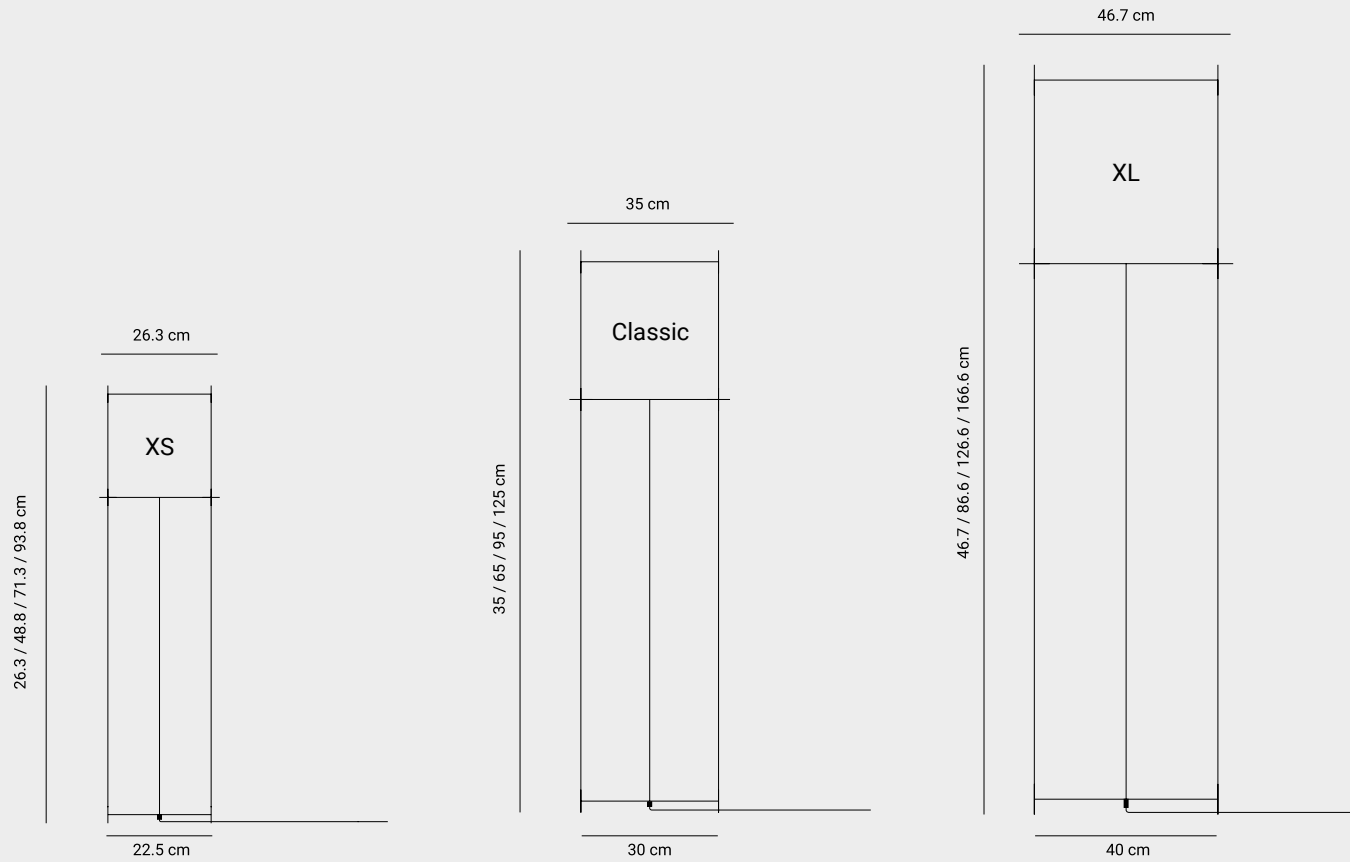


Lotek XL, steel frame

Lotek XL 1982

Lotek


Benno Premsele, 1982



Concept: a Lotek box includes frames for 4 different heights

LIGHT SOURCE	E27 max. 75 W (Lotek XS max. 40W) Light bulb not included		
PRODUCT USE	Indoor IP20		
MATERIALS	Frame in steel Cloth non woven polyester		
REFERENCE CODE	Classic	black frame (4-unit box)	20LOTEK12001002
	Classic	steel frame (4-unit box)	20LOTEK12002001
	XL	steel frame (2-unit box)	20LOTXL09001001
	XS	steel frame (4-unit box)	20LOTXS09001001





Limpid



Vapour



Manu

ERWIN ZWIERS

2017

PENDANT LAMP



Erwin Zwiers drew on his fascination with flying birds and the archetypal V-shape of a bird drawing to design the Manu pendant lamp. Oak, brass and powder coated steel form the materials of the design. The 'wings' are made of powder coated steel and the 'body' of oak. The visible assembly elements recount the tale of the production process and typify Erwin Zwiers' favoured approach: exploratory and experimental. A philosophy that produces surprising objects and products. The 'wings' of Manu can be adjusted and fixed in different positions. They are available in various colours that reference the Netherlands: black, white, grey and orange red.

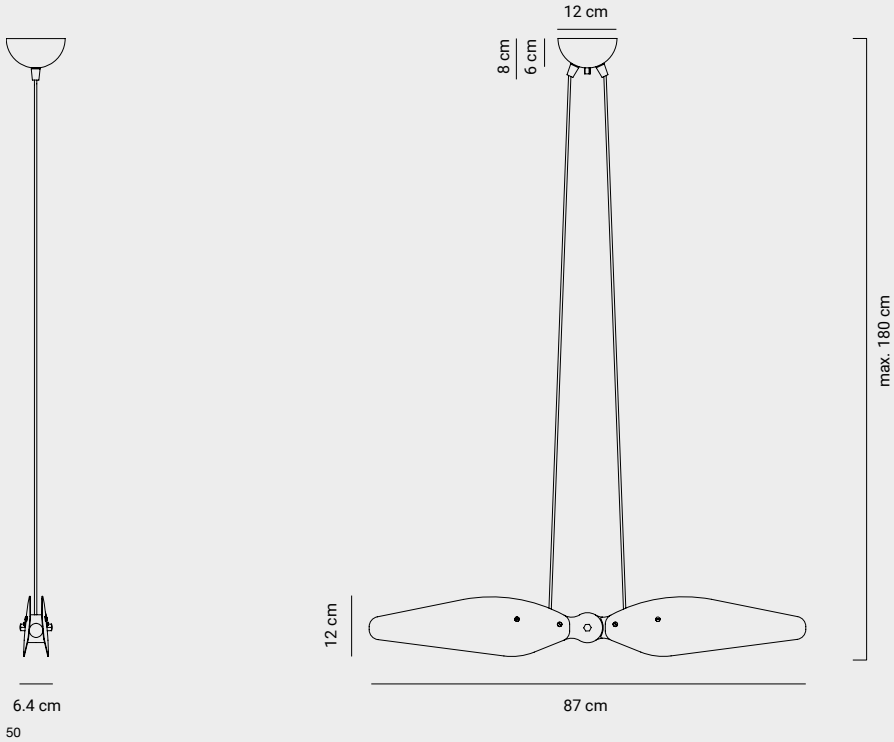




Grey, White, Orange-red, Black

Manu

Erwin Zwiers, 2017



LAMP HOLDER	2 x E14 max. 25W light bulbs not included		
PRODUCT USE	Indoor IP20		
MATERIALS	Wood (oak) Brass Powder coated steel		
FINISH +	black	RAL 9005	20MANU000000040
REFERENCE CODE	white	RAL 9002	20MANU000000001
	grey	RAL 7033	20MANU000000060
	orange-red	RAL 2001	20MANU000000020
<i>E14 LIGHT SOURCE (RECOMMENDED)</i>			
	LED 25 – LED Filament E14		20FILAMENTLED25
	4.5W 2700K 450lm CRI90		
	Phase cut dimmable		



The Rhythm of Light is a stunning design by Susanne de Graef. With its unique rhythm full of movement and colour, the Rhythm of Light truly inspires dreams. Susanne de Graef was influenced by the essence of light when creating her design. The colours of Rhythm of Light mimic the changing patterns of sunlight at sunrise and sunset. The shape was inspired by the crinoline, the classic petticoat with hoops worn in the 19th century. The meticulous handwork is reflected in the stitches and knots used to thread the 180 ultra-thin wires that have been precisely measured and attached to the frame. The lamp can be suspended in two different positions: hanging loose in an elegant bell shape or taking the form of a contemporary chandelier by lifting the lower ring. The lamp is available in gold brown, dark blue and rainbow.

PENDANT LAMP

Rhythm of Light

SUSANNE DE GRAEF 2016








Rainbow



Dark blue



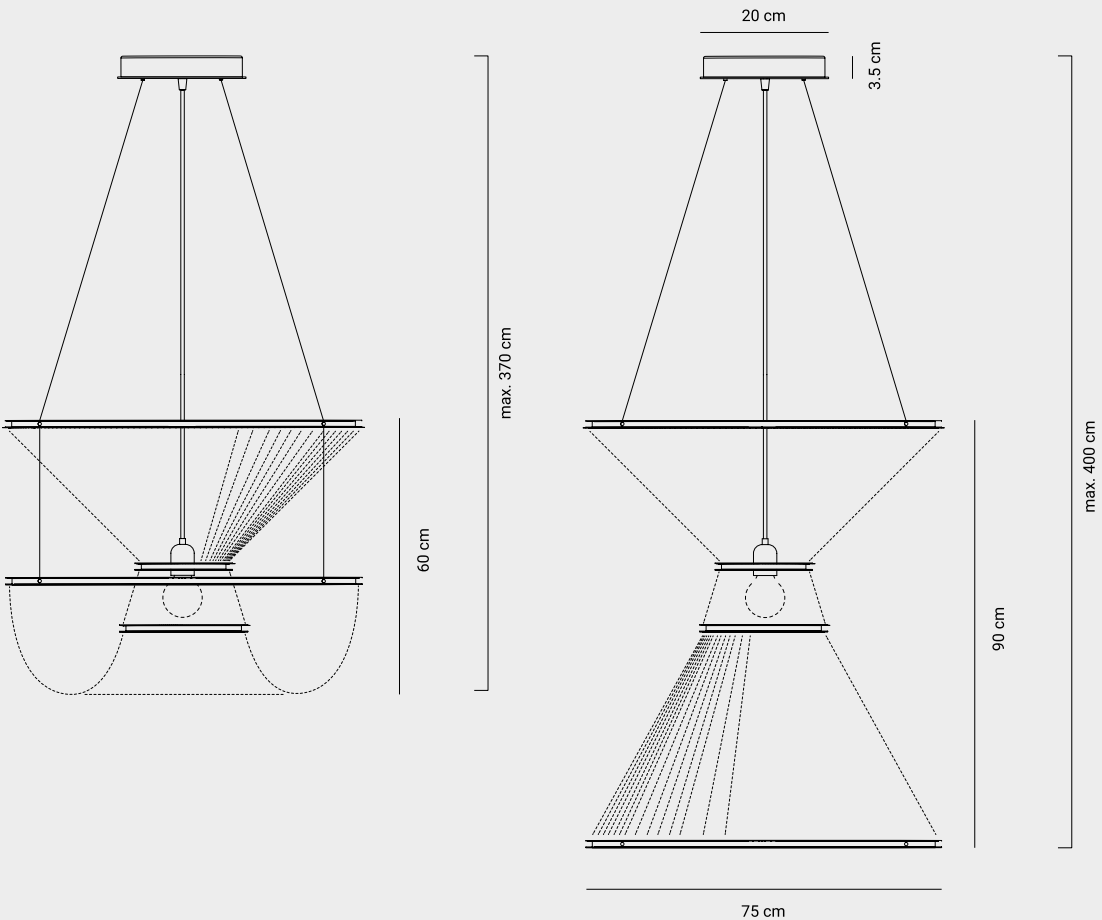
Rainbow



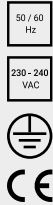
Gold brown

Rhythm of Light

Susanne de Graef, 2016



LAMP HOLDER	E27 max. 75W light bulb not included
PRODUCT USE	Indoor IP20
MATERIALS	Polyester yarn Powder coated steel
FINISH	rainbow gold brown dark blue steel rings: oxide
Rhythm of Light is standard delivered with 3 thin steel cables to easily adjust the shape of the fixture.	





Pleat

WIEBE BOONSTRA
MARTIJN HOOGENDIJK
MARC VAN NEDERPELT

2009



Designers Wiebe Boonstra, Martijn Hoogendijk and Marc van Nederpelt from DUM office have devised an extraordinary light design with Pleat. A classic pleat in elegant dimensions has inspired a series of pendant and floor lamps with fabric shades. An ideal collection to add a touch of warmth to any interior. Pleat is available in two different sizes in white, anthracite, deep green, cinnamon brown and sand taupe.



Pleat Floor 2009

FLOOR LAMP

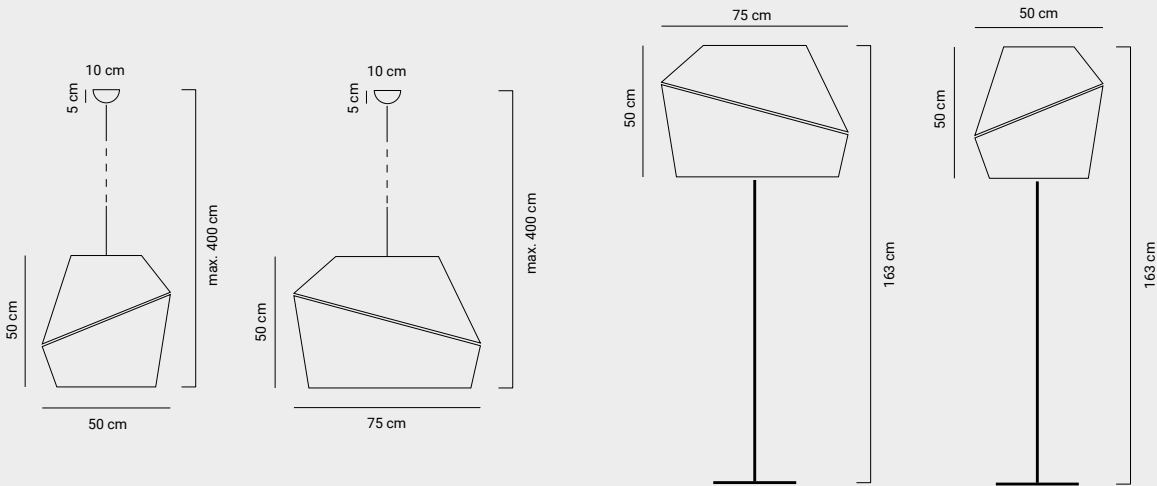




White, Antracite, Deep green, Sand taupe, Cinnamon brown

Pleat

Wiebe Boonstra, Martijn Hoogendijk & Marc van Nederpelt, 2009



LAMP HOLDER E27 max. 60 W
light bulb not included

PRODUCT USE Indoor IP20

MATERIALS *FLOOR*
Shade: polyester
Base and frame: steel

SUSPENSION
Shade: polyester,
Ceiling rose and frame: steel

FINISH
antracite
white
deep green
cinnamon brown
sand taupe

REFERENCE CODE	<i>FLOOR</i>		
	antracite	50	20PLEAT0504071
	antracite	75	20PLEAT0754071
	white	50	20PLEAT0504001
	white	75	20PLEAT0754001
	<i>SUSPENSION</i>		
	antracite	50	20PLEAT0500071
	antracite	75	20PLEAT0750071
	white	50	20PLEAT0500001
	white	75	20PLEAT0750001

50 / 60
Hz

230 - 240
VAC



CE

50 / 60
Hz

230 - 240
VAC



CE

King Arthur

JESSE VISSER

2012



A contemporary interpretation of a medieval chandelier is the best way to describe King Arthur, a design by Jesse Visser from 2012. This robust chandelier is an eye-catcher in your interior. King Arthur is available in two sizes, 60 cm and 90 cm wide. The frame is made of anodized aluminium with an elegant matte finish and is available in black and gold. A special powerful E14 LED bulb has been developed for King Arthur.

PENDANT LAMP



King Arthur 90




King Arthur 60



WALL LAMP

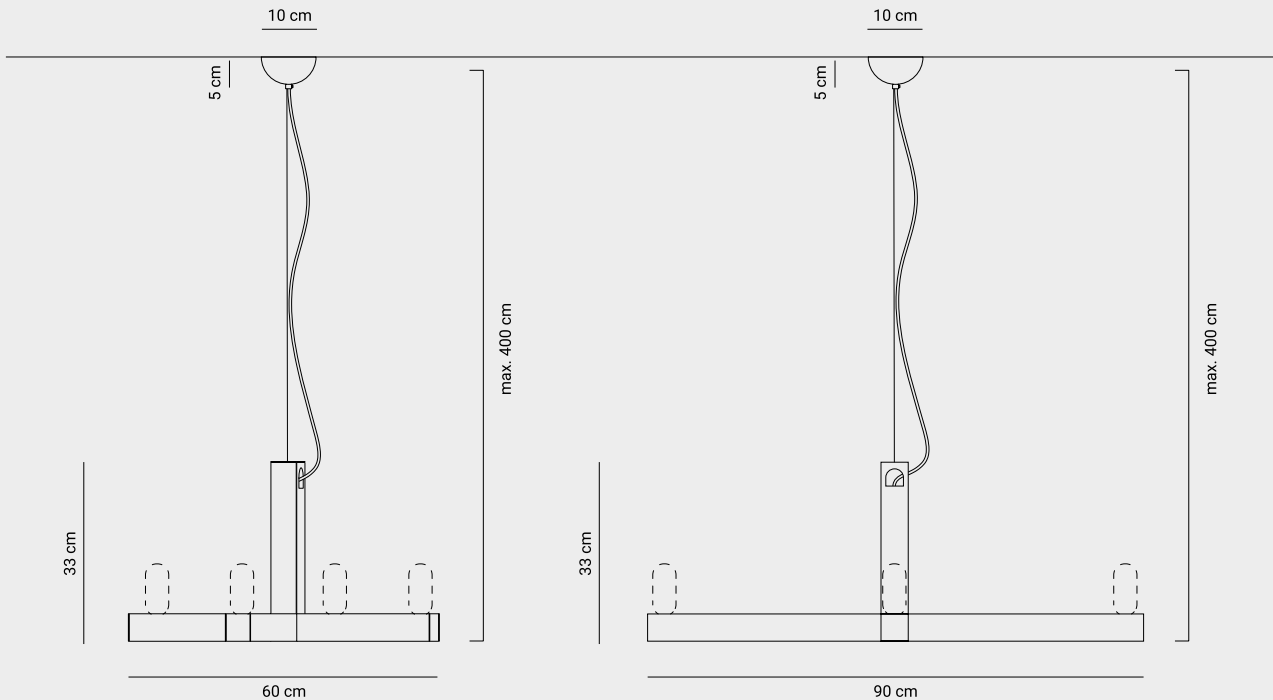
King Arthur wall 2018

Designer Jesse Visser applied the same material as the King Arthur chandelier, anodized aluminium, in the King Arthur Wall. Another example of a successful high quality design that is the result of creative research into construction and techniques. This time the material is utilised in a wall light. The elegant matte circular surface is the backdrop to showcase the ingenious blown light source. This design is also available in black and gold.

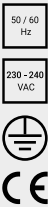


King Arthur

Jesse Visser, 2012

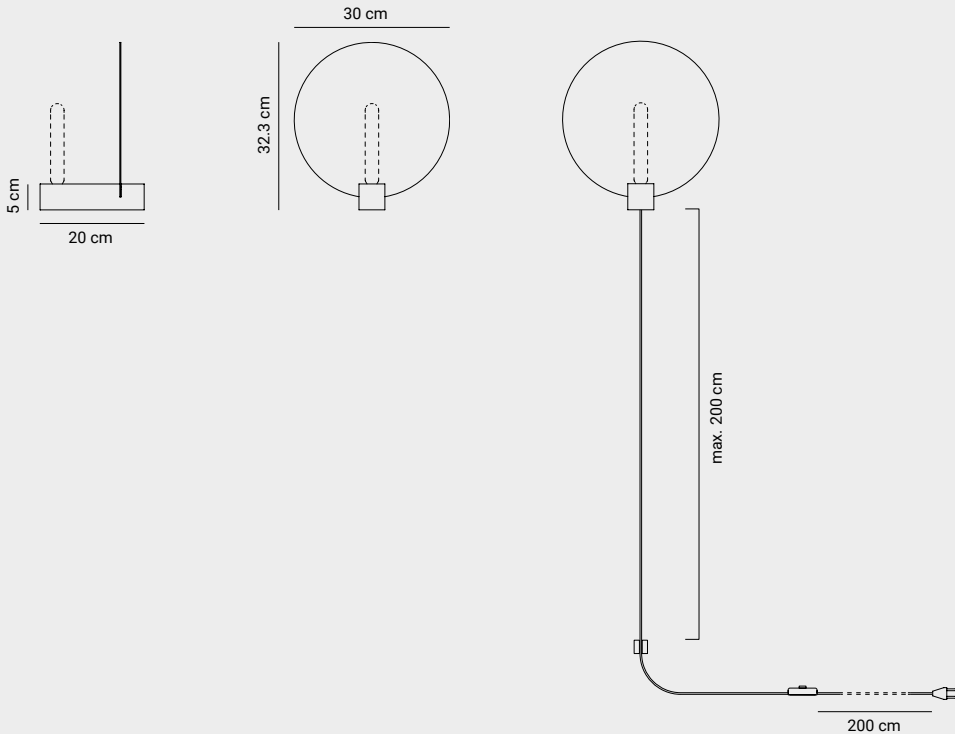


LIGHT SOURCE	E14 max. 40W Light source not included		
PRODUCT USE	Indoor IP20		
MATERIALS	Anodized aluminium		
FINISH	black gold		
REFERENCE CODE	Ø 60 cm	black	20KING06005040
	Ø 60 cm	gold	20KING06005051
	Ø 90 cm	black	20KING09005040
	Ø 90 cm	gold	20KING09005051
	<i>E14 LIGHT SOURCE (RECOMMENDED)</i> LED 45 - LED Filament E14 20FILAMENTLED45 4.5W 2700K 450lm CRI90		
	Phase cut dimmable		



King Arthur wall

Jesse Visser, 2018



LAMP HOLDER	E14 max. 40W light source not included	
PRODUCT USE	Indoor IP20	
MATERIALS	Anodized aluminium	
FINISH	black gold	
REFERENCE CODE	black	20KING05005040
	gold	20KING05005051
	accessory: cable	20KING05009000
	<i>E14 LIGHT SOURCE (RECOMMENDED)</i> LED 25 – LED Filament E14 20FILAMENTLED25 4.5W 2700K 450lm CRI90	
	Phase cut dimmable	





COLOFON

Crafted by local Dutch creatives

Art Direction / Graphic Design
Raw Color

Copy
Mariska Cornelissen

Photography
Alexander van Berge
Jeroen van der Wielen
Oscar Vinck
Gispen

Styling
Bregje Nix

Shooting location
Felix Meritis, Amsterdam, The Netherlands
Pillows Grand Boutique Hotel Reylof, Ghent, Belgium

Product development
De Jager Product

Print
Tuijtel

Hollands Licht
Cruquiusweg 111 L
1019 AG Amsterdam
0031 (0) 20 691 81 61

info@hollandslight.eu
hollandslight.eu

