

# PIN

Design by Ichiro Iwasaki.

**VIBIA**  
LIGHT IS CREATION

## Reference

**1694.**

## Application

Wall Lamps

## Installation type

Surface

## Description

## Diffuser

Polycarbonate diffuser

## Finish



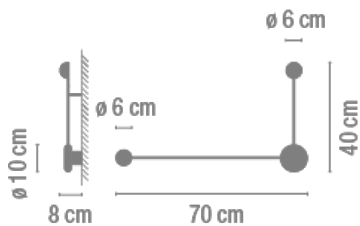
**1694-04.**  
Matt black  
lacquer

**1694-58.**  
Matt cream  
lacquer

**1694-62.**  
Matt green  
lacquer

**1694-93.**  
Matt white  
lacquer

## Sketch



## Electrical characteristics

2 x LED 4,5W 350mA



Total 9.0 W



## Physical characteristics

1 Box / 0.18 x 0.45 x 0.79 m. / Vol. 0.0623 m<sup>3</sup> /  
Gross weight 2.8 kg. / Net weight 1.4 kg.

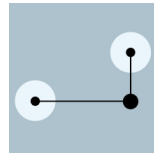
## Installation and assembly

Please, see the installation manual

## Light distribution

### Indirect lighting

Lamp that emits an upward or backward beam that is reflected by the ceiling or wall.



## Photometric data

Efficiency : 46.35%

Coordinate system : CG

Total flux : 900.00

Maximum value : 192.66

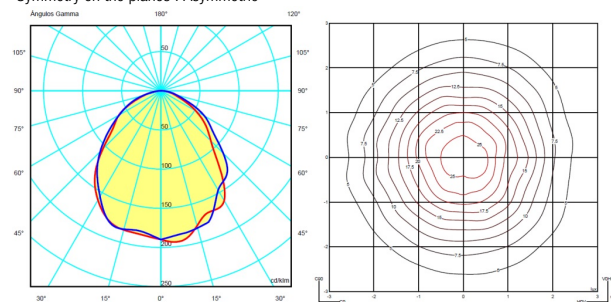
Light position : C=340.00 G=10.00

Symmetry on the planes : Asymmetric

Isolux : Floor

Light position :

X=0.00m Y=0.00m Z=2.50m



## Certificates

