

PIN

Design by Ichiro Iwasaki.

VIBIA
LIGHT IS CREATION

Reference

1692.

Application

Wall Lamps

Installation type

Surface

Description

Diffuser

Polycarbonate diffuser

Finish



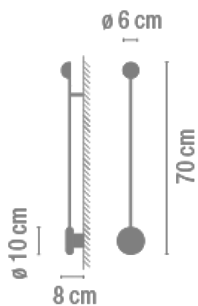
1692-04.
Matt black
lacquer

1692-58.
Matt cream
lacquer

1692-62.
Matt green
lacquer

1692-93.
Matt white
lacquer

Sketch



Electrical characteristics

1 x LED 4,5W 350mA



Total 4.5 W



Physical characteristics

1 Box / 0.18 x 0.45 x 0.79 m. / Vol. 0.0623 m³ /
Gross weight 2.4 kg. / Net weight 1.0 kg.

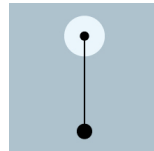
Installation and assembly

Please, see the installation manual

Light distribution

Indirect lighting

Lamp that emits an upward or backward beam that is reflected by the ceiling or wall.



Photometric data

Efficiency : 46.31%

Coordinate system : CG

Total flux : 449.94

Maximum value : 193.70

Light position : C=75.00 G=5.00

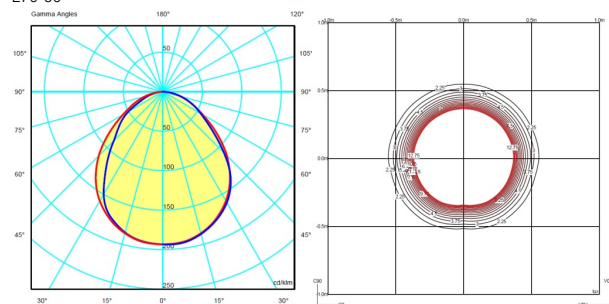
Symmetry on the planes : Symmetrical planes

270-90

Isolux : Floor

Light position :

X=0.00m Y=0.00m Z=0.08m



Certificates

