

BOX

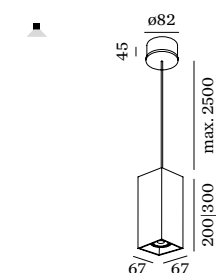


2.0 | 3.0 LED

LED 8W | 220-240VAC | 50-60Hz
COB 2-step | incl. PS | phase-cut dim

CE 0.53kg ± 960° IP20 γ 0.3 ρ λ 36°

H



2.0
2200K | >80CRI | 380lm | 200mm

 **207164B1**

2700K | >80CRI | 480lm | 200mm

 **207164W2**

 **207164L2**

 **207164B2**

3.0
2200K | >80CRI | 380lm | 300mm

 **207264B1**

2700K | >80CRI | 480lm | 300mm

 **207264W2**

 **207264L2**

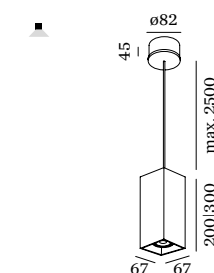
 **207264B2**

2.0 | 3.0 PAR16

PAR16 max. 50W | GU10
220-240VAC | 50-60Hz

CE 0.51kg ± 960° IP20 γ 0.9 ρ

H



2.0
200mm

 **207120W0**


 **207120L0**

 **207120B0**

3.0
300mm

 **207220W0**

 **207220L0**

 **207220B0**

OPTIONAL

PAR16 LED GU10 6W phase-cut dim
2700K 390lm **901228W2**

3000K 410lm **901228W4**

PAR16 LED GU10 7W ambient white dim
1800-3000K **901229S9**

